


# LINEAR

Large & Medium Format Linear Styles

## MODERN WITHOUT BEING MINIMALIST

There's something distinctly elegant about long, slender lines on a facade, fireplace, or entryway. Recognizing the need for this neatly linear yet organic appearance, Surface Shop has developed an entire range of medium and large format linear veneers to assist you on your next project. Crafted with the finest natural stone materials from around the world, these products are sure to meet the demands of your next dream project.





# LARGE FORMATS

Streamlined Appearance with a Larger, Expansive Style

Built to generous scale, Surface Shop's **PLANC™** & **STRATA™** Range yield a breathtaking and expansive style. At 31.5" in length, each tile stretches well beyond typical finish dimensions found in the stone industry, ensuring that each project using it will truly stand out. We show our Large Format Ranges in a staggered format, however, each tile set is supplied as 3 loose strips so patterns and staggers will be unique to each individual installation.

### Unit Dimensions

**Set:** 31.5" (W) x 5.5" / 3.1" / 2.4" (H) x 0.8" Thick  
**Coverage:** 2.4 sq ft per set

### Weight

12.5  
lbs/sq ft

### PACKAGING & USAGE SPECS


Pc / Set	Sq Ft / Set	Sets / Crate	Sq Ft / Crate
3	2.4	63-96*	151.2-230.4*

Interior	Exterior	Freeze / Thaw	Wet Applications
✓	✓	✓	✓


\*Box & Crate quantities vary by color, inquire with a Surface Shop Pro to find out more.

### One PLANC™/STRATA™ Set



Displayed here in an optional staggered formation. For layout options, consult our PLANC™/STRATA™ pattern guides.

### PLANC™/STRATA™ Corner Example



Corners are **made on-site** by either mitering or overlapping in interlocking fashion.



RESIDENTIAL, RALEIGH  
EBONY BASALT PLANC™




COMMERCIAL, SARASOTA  
PLATINUM PLANC™



RESIDENCE, MELBOURNE  
PLATINUM PLANC™

### Available Colors



Halo STRATA™




Sun Valley STRATA™




Silver Grey PLANC™




Wave STRATA™




Platinum PLANC™



Graphite PLANC™



Grey Basalt PLANC™



Ebony Basalt PLANC™



# MEDIUM FORMATS

Neatly Refined & Medium Sized Cladding for All Occasions

In our Medium Format category, the **LYNIA™ Tile Collection** reigns supreme. This preformatted mosaic strip cladding system uses a powerful combination of design, technology, and extraordinary stone. Cut from large slabs of hand-selected marbles and cooled basaltic lava rock, LYNIA™ Tiles are then honed down to a silky smooth finish, before they are mesh-mounted in a running, linear fashion.

### Unit Dimensions

Total: 15" (H) x 17" (W) x 0.4" - 0.6" Thick
Coverage: 1.3 sq ft per set

### Weight

7 lbs/unit
---------------


### PACKAGING & USAGE SPECS

Units / Box	Sq Ft / Box	Boxes / Crate	Sq Ft / Crate
4	5.2	66	343.2
Interior	Exterior	Freeze / Thaw	Wet Applications
✓	✓	✓*	✓*

*\*White & Beige Marble suitable for wet applications, not for submerged or exterior F/T applications.*

LYNIA™ Tile

15"



17"

Mesh Mounted

LYNIA™ Tiles are mounted to a proprietary mesh backer in a pre-configured interlocking step pattern. Each course is then staggered randomly, creating a uniformly linear and refined look.

LYNIA™ Corner


15"



8.6" 8.4"

Pre-Mitered Corner (optional)

The LYNIA™ Tile system comes with pre-mitered interlocking corner sets, which are designed to lock directly into adjacent field units. This unique feature allows for breezy installations.



RESIDENCE, AUSTIN  
GREY BASALT LYNIA™ TILE

Available Colors



Ebony Basalt LYNIA™



Beige Marble LYNIA™




Grey Basalt LYNIA™



White Marble LYNIA™



RESIDENCE, SAN FRANCISCO  
GREY BASALT LYNIA™ TILE



COMMERCIAL, PHILADELPHIA  
EBONY BASALT LYNIA™ TILE





LINEAR

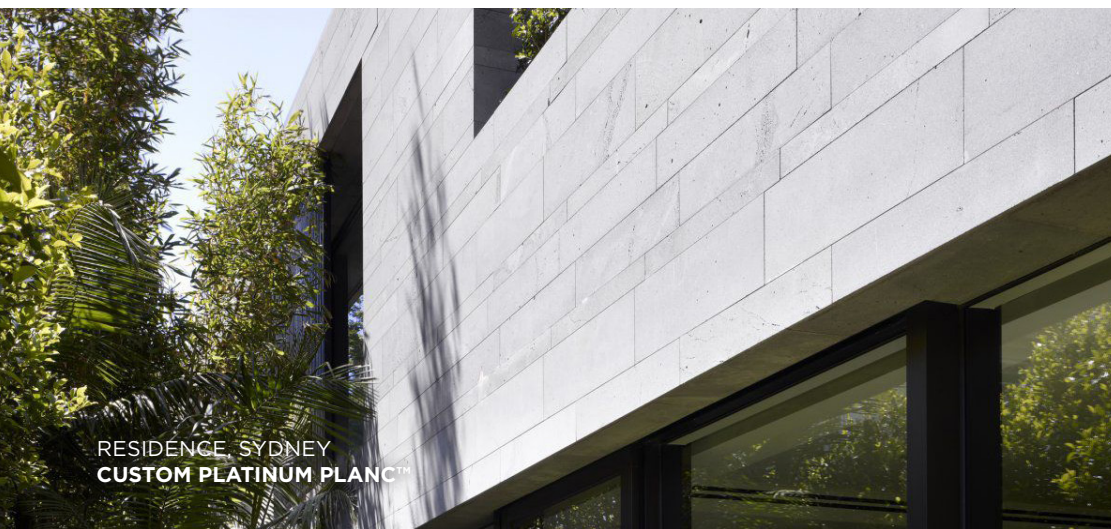
RESIDENCE, MELBOURNE  
PLATINUM PLANC™



RESIDENCE, CHICAGO  
EBONY BASALT LYNIA™ TILE



COMMERCIAL, WASHINGTON D.C.  
GREY BASALT LYNIA™ TILE



RESIDENCE, SYDNEY  
CUSTOM PLATINUM PLANC™



RESIDENCE, WEST PALM BEACH  
PLATINUM PLANC™



Contact us for samples, pricing, and technical assistance.

(855) 696-9802  
[www.TheSurfaceShop.com](http://www.TheSurfaceShop.com)  
[Sales@TheSurfaceShop.com](mailto:Sales@TheSurfaceShop.com)